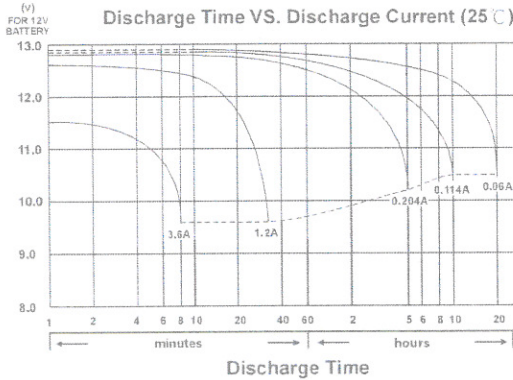
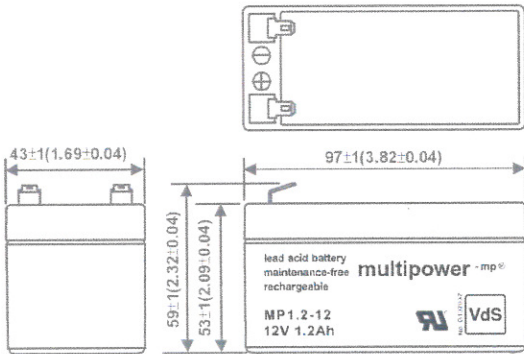
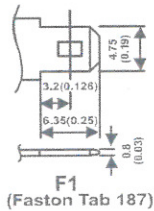


MP1,2-12



Nominal Voltage(V) 12V

Nominal Capacity

20 hour rate	(0.06A to 10.50V)	1.2Ah
10 hour rate	(0.114A to 10.50V)	1.14Ah
5 hour rate	(0.204A to 10.20V)	1.02Ah
1 C	(1.2A to 9.60V)	0.68Ah
3 C	(3.6A to 9.60V)	0.48Ah

Weight Approx. 610g(1.34Lbs.)

Internal Resistance (at 1KHz) Approx. 78 mΩ

Maximum Discharge Current for

5 seconds: 18A

Charging Methods at 25°C(77°F)

Cycle use:

Charging Voltage 14.4 to 15.0V

Coefficient -5.0mV/°C/cell

Maximum Charging Current: 0.36A

Standby use:

Float Charging Voltage 13.50 to 13.80V

Coefficient -3.0mV/°C/cell

Operating Temperature Range

Charge -15°C(5°F) to 40°C(104°F)

Discharge -15°C(5°F) to 50°C(122°F)

Storage -15°C(5°F) to 40°C(104°F)

Charge Retention (shelf life) at 20°C(68°F)

1 month 92%

3 month 90%

6 month 80%

Case Material

ABS

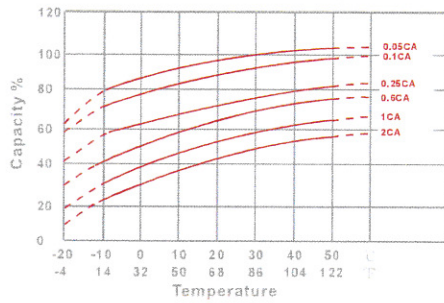
(UL94 HB flame retardant case / cover)

Terminal

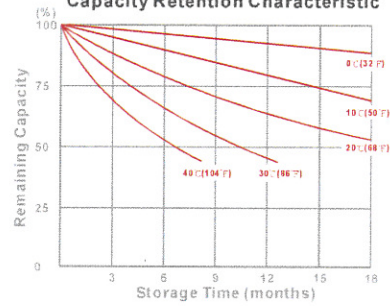
F1(Faston Tab 187)

CHARACTERISTIC & PERFORMANCE DATA

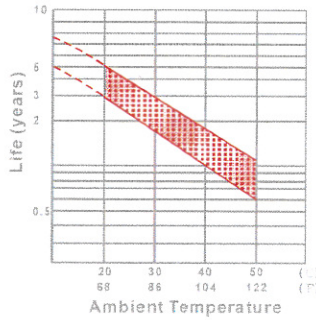
Effect of Temperature on Capacity 25 C(77 F)



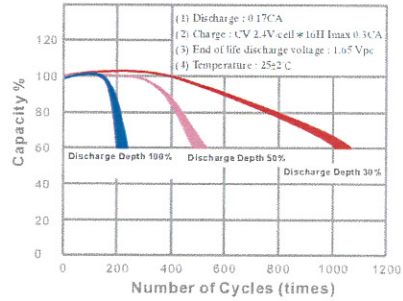
Capacity Retention Characteristic



Trickle (or float) Service Life



Cycle Service Life



- PERFORMANCE DATA

Discharge Rates in Watts to Various End Voltages at 25°C(77°F)

End Voltage		1.85V	1.80V	1.75V	1.70V	1.67V	1.65V	1.60V
5	min	43.1	46.9	49.6	51.9	52.8	53.9	55.7
10	min	27.7	30.0	31.8	33.1	33.5	34.0	34.6
15	min	21.9	23.2	24.3	25.2	25.5	25.9	26.3
30	min	12.9	13.5	13.9	14.2	14.3	14.5	14.7
60	min	7.91	8.35	8.59	8.80	8.88	8.98	9.10
120	min	4.48	4.85	5.08	5.25	5.32	5.40	5.49
180	min	3.20	3.44	3.61	3.74	3.80	3.87	3.94
240	min	2.61	2.82	2.97	3.08	3.12	3.17	3.22
300	min	2.52	2.65	2.74	2.81	2.83	2.86	2.89
600	min	1.32	1.40	1.46	1.50	1.51	1.53	1.55
1200	min	0.738	0.757	0.771	0.780	0.783	0.787	0.792

- Discharge Rates in Amperes to Various End Voltages at 25°C(77°F)

End Voltage		1.85V	1.80V	1.75V	1.70V	1.67V	1.65V	1.60V
5	min	3.49	4.11	4.57	4.94	5.09	5.26	5.51
10	min	2.12	2.43	2.63	2.81	2.88	2.96	3.11
15	min	1.71	1.95	2.09	2.20	2.24	2.29	2.35
30	min	0.931	1.06	1.17	1.24	1.26	1.29	1.32
60	min	0.680	0.716	0.735	0.759	0.765	0.772	0.779
120	min	0.392	0.415	0.429	0.440	0.444	0.449	0.456
180	min	0.272	0.291	0.302	0.311	0.314	0.318	0.324
240	min	0.223	0.238	0.247	0.254	0.257	0.260	0.264
300	min	0.207	0.219	0.226	0.231	0.233	0.236	0.238
600	min	0.112	0.117	0.121	0.124	0.125	0.126	0.127
1200	min	0.0615	0.0624	0.0631	0.0637	0.0639	0.0642	0.0646

All data on the spec. sheet is an average value:

The tolerance range : $X < 6\text{min}$ (+15%~-15%), $6\text{min} \leq X < 10\text{min}$ (+12%~-12%), $10\text{min} \leq X < 60\text{min}$ (+8%~-8%), $X \geq 60\text{min}$ (+5%~-5%)